

A theoretical-applied model has been built for analyzing industrial-technological development directly within the system of economic security. A system of indicators has been constructed that are mutually agreed in the context of the analysis of the state of economic security and components of industrial-technological development (investment, international, environmental, educational, scientific, industrial, innovative, technological). Based on the system of indicators, analysis of variance in the industrial-technological development and level of economic security was carried out. The levels of correlation of indicators (high, medium, low) have been determined, based on which the interrelations of industrial-technological development and economic security were systematized. A graphic-analytical and regression procedure was used to define the correlation dependence of industrial-technological development on economic security. The industrial-technological development has been forecasted in terms of the indicators with high correlation (the level of investment, openness of the economy, export of high-tech products, industrial products index) and medium correlation (the share of renewable energy consumption, the level of expenditures on education to GDP, the share of specialists performing scientific and technical work). The system of indicators of economic security assessment has been expanded in terms of its individual components (investment-innovative, foreign economic, energy, social, macroeconomic security), taking into consideration aspects in the industrial-technological development. Using the reported analytical and predictive results makes it possible to establish groups of factors that influence the industrial-technological development and economic security. In this way, it becomes possible to identify those tools and means whose application could ensure an increase in the level of industrial-technological development and economic security.

Keywords: industrial-technological development, national economy, innovative development, economic security, multidimensional analysis, forecasting

UDC 338.27:519.237.3

DOI: 10.15587/1729-4061.2021.243262

MULTIDIMENSIONAL ANALYSIS AND FORECASTING THE RELATIONSHIP BETWEEN INDICATORS OF INDUSTRIAL-TECHNOLOGICAL DEVELOPMENT AND THE LEVEL OF ECONOMIC SECURITY

OIha Ilyash

Corresponding author

Doctor of Economic Sciences, Professor

Department of Economic Cybernetics*

E-mail: oliai@meta.ua

Liubov Smoliar

PhD, Professor

Department of Management of Enterprises*

Ruslan Lupak

Doctor of Economic Sciences, Professor

Department of Economy

Lviv University of Trade and Economics

Tugan-baranovskogo str., 10, Lviv, Ukraine, 79005

Nataliia Duliaba

PhD, Associate Professor

Department of Management and International Entrepreneurship

Lviv Polytechnic National University

Bandera str., 12, Lviv, Ukraine, 79013

Iryna Dzhdan

Doctor of Philosophy

Department of Economics and Entrepreneurship*

Maryana Kohut

PhD, Associate Professor

Department of International Economic Relations and Marketing

Lviv National Agrarian University

Volodymyra Velykoho str., 1, Dublyany, Ukraine, 30831

Denys Radov

PhD, Senior Researcher

Research Institute of Economic Development

National Economic University named after Vadym Hetman

Peremohy ave., 54/1, Kyiv, Ukraine, 03057

*International University of Finance

National Technical University of Ukraine the "Igor Sikorsky Kyiv Polytechnic Institute"

Peremohy ave., 37, Kyiv, Ukraine, 03056

Received date 01.09.2021

How to Cite: Ilyash, O., Smoliar, L., Lupak, R., Duliaba, N., Dzhdan, I., Kohut, M., Radov, D. (2021). Multidimensional analysis and

Accepted date 20.10.2021

forecasting of the relationship between indicators of industrial and technological development and the level of economic security. East-

Published date 29.10.2021

ern-European Journal of Enterprise Technologies, 5 (13 (113)), 14-25. doi: <https://doi.org/10.15587/1729-4061.2021.243262>

1. Introduction

Commitments in the process of preparing a voluntary national review on the implementation of the 7, 9 and 17 goals

of sustainable development for the next decade require the development of strategic and program documents for innovative progress and strengthening of state industrial policy in the short term. They require the development of strategic

and policy documents on innovative progress and strengthening of the state industrial policy in the short term. Given this, the task of determining the main drivers of marketing innovations for implementing the industrial-technological development policy in strategic and operational purposes to ensure the economic security of the state requires scientific justification.

At the same time, there is a lack of the state policy regarding the industrial-technological development of the national economy, which is due to foreign economic, technological, investment, environmental, and educational and scientific challenges, as well as threats to compromise the positive international image and competitiveness of the economy. This is reflected in the decrease in investment attractiveness, the increase in the volume of innovative industrial products sold, the decrease in the level of openness of the economy in foreign trade and industrial policy, a steady decline in the index of the introduction of new technological processes and patent productivity. In the social aspect, in the low rating of the national higher education system, the lack of a coherent state policy to stimulate capital investments in environmental protection, to preserve the raw material orientation of the state in global value chains.

A new strategy of the industrial policy is needed, implementing which is possible by searching for tools for the effectiveness of public administration using a marketing approach. It should be added that the state marketing policy is in place in the public administration of developed countries of the world. Thus, the U.S. strategy not only stimulates research and development at educational institutions but also considers education as a market resource of the state, which forms a high level of human capital development. Japan and France use marketing elements in the information openness of public administration bodies. In addition, the use of innovative approaches to reforming public administration mechanisms is actively implemented by Canada, Germany, the United Kingdom, Poland, the Czech Republic, and other countries, by building a positive image of the country on the world stage, maintaining the reputation of state institutions. In addition, increased interest in state programs and projects is being implemented through PR technologies related to state communications. Studies by many scientists in the world point to the need to implement the strategy of economic security of the state by improving industrial production technologies.

Determining the key factors of strengthening the economic security of the state, empirical confirmation of their impact determine the prospects and directions of economic security management. Research on this issue is relevant as it ensures the implementation of the results from using multidimensional statistical analysis tools in strategic management of the economic security of the state.

2. Literature review and problem statement

The issues related to the theory and methodology of the relationship of factors of industry development, its technological level, and the state of economic security of the country are particularly relevant at present. The influence of factors of industrial development of the country on its socio-economic state has been the object of scientific research since the first industrial revolution. Such studies became especially relevant during the period of sharp structural changes in the national economies of many countries and in the world economy in general.

In work [1], the main tasks in strengthening the economic security of the country include strengthening the competitiveness of national production, the balance of trade advantages, ensuring the advantages of the national economy in world markets, protecting the interests of the state in technological fields. Thus, as early as in the period of industrial technological order, the state and development of the country's industry and its technological level were important for the economic security of the state. However, the cited work does not reflect how technological development affects the economic security of the country. Considering the economic security of the country through a set of factors that form it, a series of empirical studies have shown the importance of technology and innovation for economic development [2, 3]. In particular, paper [2] defines the rating of the countries of the world in terms of their technological potential, the development of which ensures security and strengthens the relevant national economies. Despite important developments and evaluation of new indicators of national technological potential, the authors focused mainly on the nature of technology as determining factors of technological development. In work [3], the distribution of countries by the level of economic development showed its dependence on the level of technological knowledge that is produced and used in the relevant economies. Without denying the importance of those studies, it is determined that in works [2, 3], without the use of a mathematical apparatus, the authors did not define close relationship between technological development and the level of development of the country. The feedback presented in paper [4] suggests that the high innovation and technological development of each country stimulates the productivity of social work and affects the reproduction of human capital. In addition, technological development through disruptive industrial technologies determines the socio-economic and cultural consequences for sustainable development, and, therefore, security [5]. Changes in the social sphere, according to research [6], largely depend on the introduction of reforms of technological levels of production. That is, technology and innovation are considered in a set of key factors of economic security. In addition to existing scientific publications, research in [7] reflects that the high innovative and technological development of each country stimulates the productivity of social labor. That is, the growth of technological development of the country stimulates its strengthening, provides economic security. Thus, the reviewed works confirm an important place in the set of indicators of economic security of technological development of the country. However, they do not demonstrate the strength of the factors under study and their place in the aggregate of factors influencing economic security. While determining among the factors of ensuring the economic security of the country the importance of investment security, work [8] does not define the relationship between the innovative development of the country and its industrial-technological development. In addition, the importance of investment and innovation activity of the state and its industrial enterprises to increase the level of economic security is confirmed by studies [9, 10]. At the same time, while paper [9] determines that the relationship between investments that "... are transformed into innovations and new competitive production...", the authors did not explain what kind of social effect is achieved in the process of such transformations. The need for investment support for the innovative development of the national economy under the conditions of its import dependence is determined by the necessary condition for ensuring

the economic security of the state [10]. However, the connection between technological and innovative development, directions of state support for industrial-technological development as a factor of economic security of the state is not determined. Thus, those studies reflect a set of key factors for strengthening the economic security of the country, among which the growth of technological and innovative potential is decisive. Without denying the importance of those theoretical studies, in the absence of detailed empirical studies, the question of the degree of influence of factors of industrial-technological development on the economic security of the state remained unresolved.

Paper [11] reports a study into the factors of technological development of the country, which contribute to the improvement of its economic security, include innovative information support of production processes. Without denying the right point of view, we can assume that such innovations are generally combined into an indicator "introduction of new technological processes", which is expedient to consider in the system of economic security of the state.

Scientific work [12] testifies to the significance of the impact of economic growth of the state and sectors of the economy on ensuring economic security. However, the main factors of ensuring economic security are the main indicators of economic development of sectors of the economy and its individual social indicators (employment of the population, the level of income of the population), which does not reflect the complete set of factors necessary for taking the factors into consideration.

It should be noted that the experience of different countries indicates a methodical approach to determining the level of economic security approved at the legislative level. Methodological recommendations are based on certain methods of selection of indicators of economic security, taking into consideration the peculiarities of the country [13]. The methodological approach includes a comprehensive system analysis of indicators of economic security of the country with the detection of potential possible threats. The totality of the following threats has been identified: a high level of material and energy consumption of production; reduction of investment and innovation activity and scientific, technical, and technological potential, reduction of research into strategically important areas of innovative development. Therefore, the cited study confirms the importance of the technological level of industrial products, the innovative activity of the country's industry as an important area of economic security, which is a reflection of global sustainable development goals [14]. The proposed option to ensure technological development of the country is the introduction of innovations in industrial production, its equipment, technology and organization, which is given in work [15]. This involves the use of modern decision-making methods for the development of the economy and technologies [16], which could ensure the formation and implementation of a strategy for ensuring the economic security of the state.

An important role in the research of economic security of the state belongs to paper [17]. In particular, the introduction into scientific terminology of the concept of "compliance security" creates opportunities for the research and management of responsible sustainable development of enterprises and the state. However, it is important in managing the sustainable development of the state to reflect the place of industrial-technological development as one of the defining components of the modern world economy.

Most of those studies presented a system of main factors and indicators of economic security, determined the place of technological and innovative development to ensure the strengthening of the state. However, the cited works do not substantiate how the proposed changes would affect the economic security of the state. In addition, the closeness of the impact of the factors under study on economic security, the possibility of its strengthening or weakening have not been determined.

All this allows us to affirm the need to solve a scientific problem, which implies the development of theoretical-applied tools for ensuring the industrial-technological development of the country in the system of its economic security.

3. The aim and objectives of the study

The purpose of this authentic research is to substantiate theoretical and methodological principles of multidimensional analysis and forecasting of the relationship of indicators of industrial-technological development and the level of economic security. This will make it possible to reasonably approach the definition of a set of parameters of the state policy of managing technological support for industrial development in the economic security system. In particular, the quality of determining the role of technological development of the industry in the context of reducing risks and threats to economic security may be improved.

To accomplish the aim, the following tasks have been set:

- to conduct an analysis of variance of indicators of the industrial-technological development and the level of economic security;
- to determine the relationship of indicators of industrial-technological development with economic security through graphical, analytical, and regression analyses;
- to predict the level of industrial-technological development in the context of the indicator system;
- to expand the system of indicators of economic security assessment taking into consideration aspects of industrial-technological development.

4. The study materials and methods

An important element of this study is the establishment of the relationship of indicators of industrial-technological development and the level of economic security of the state. To identify such a relation, it is advisable to use the method of correlation-regression analysis, which studies the interdependence of factors with a fuzzy relationship. As a result, the search and evaluation of the density of the relationship between the factors is carried out, and a certain dependence between the parameters under study is subsequently established.

To make a forecast of industrial-technological development in the economic security system, we shall use a Holt exponential smoothing method. The advantage of this method is that the forecast can be carried out for a longer period with a small range of initial data, taking into consideration the multifactor complexity of industrial-technological development.

In the proposed algorithm, the values of the level and trend are smoothed using exponential smoothing, and their smoothing parameters are different (1) [18].

$$\begin{cases} \Omega_t = \alpha \cdot Y_t + (1 - \alpha)(\Omega_{t-1} - T_{t-1}), \\ T_t = \beta \cdot (Q_t - Q_{t-1}) + (1 - \beta)T_{t-1}, \\ Y_{t+p} = \Omega_t + pT_t, \end{cases} \quad (1)$$

where Ω_t is the forecast value for the current time;

T_t – determining the trend of values;

Y_t – the value of the time series;

Y_{t+p} is the forecast value for t periods in the future.

The first equation characterizes the smoothed series of the general level, the second equation is necessary to evaluate the trend, the third – determines the forecast for p periods of time forward. Smoothing constants in Holt’s method ideologically play the same role as a constant in regular exponential smooth-

ing. After selecting a pair, which gives the greatest accuracy of the model on the test set, it is used for real forecasting.

The reported theoretical-methodical model of evaluation of industrial-technological development in the economic security system provides for a comprehensive diagnostic of the level of individual indicators using various research methods. The choice of a method of evaluation depends on the accurate and justified determination of measurements and standards of evaluation, based on a comprehensive assessment of industrial-technological development within the selected ingredients.

To assess the factor impact and interrelationships of the development of industry and economic security of the state, we formed a system of indicators in the context of individual components (Table 1).

Table 1

System of indicators of industrial technological development of the national economy in the system of economic security (compiled by Author)

| Designation | Indicator | Influence probability |
|-----------------------------------|---|---|
| 1 | 2 | 3 |
| M1 Investment component | | |
| 1 | N_1 Share of foreign direct investment in GDP, % | Ensuring a positive image of the country on the world stage. Increasing the investment attractiveness of the industry |
| 2 | N_2 Growth of foreign direct investment in GDP, % | |
| 3 | N_3 Level of investment, % | |
| 4 | N_4 Index of economic freedom, EO | |
| 5 | N_5 Integrated index of investment favorable business environment, EO | |
| M2 International component | | |
| 6 | N_6 Openness of the economy, % | Increasing foreign trade flows. Increasing innovative products in commodity exports |
| 7 | N_7 The size of Ukraine’s economy, % of world GDP | |
| 8 | N_8 Exports of high-tech products, % of total exports | |
| 9 | N_9 The share of the leading partner country in total exports of goods, % | |
| M3 Environmental component | | |
| 10 | N_{10} Capital investments for environmental protection UAH in GDP, % | Industry orientation to the development of environmentally oriented products and the formation of demand for these products. Stimulation of industrial enterprises to transition to energy-efficient production and the use of alternative energy in production |
| 11 | N_{11} Emissions of pollutants and carbon dioxide into the atmosphere by stationary sources, million tons | |
| 12 | N_{12} The share of renewable energy consumption, % | |
| 13 | N_{13} Share of publications with international cooperation in the field of ecology and environment, % | |
| M4 Educational component | | |
| 14 | N_{14} Human Development Index, EO | Shaping the demand for STEM education. Provision of the industrial sector with highly qualified specialists |
| 15 | N_{15} Level of education expenditures to GDP, % | |
| 16 | N_{16} Education level index, EO | |
| 17 | N_{17} Literacy rate of the country’s population (expected duration of training), EA | |
| 18 | N_{18} Rating of the national system of higher education, EO | |
| M5 Scientific component | | |
| 19 | N_{19} The level of expenditures on scientific and technical work in GDP, % | Formation of demand for science-based knowledge in society. Commercialization of scientific projects. Stimulating the private sector to increase research and development spending |
| 20 | N_{20} Government spending on research and development, % of GDP | |
| 21 | N_{21} The share of scientific and technical work performed in GDP, % | |
| 22 | N_{22} The share of specialists performing scientific and technical work, % of the total number of employees | |
| 23 | N_{23} Private sector spending on research and development, USD | |
| 24 | N_{24} Patent performance, patents per 1,000 employed in research and development | |
| M6 Industrial component | | |
| 25 | N_{25} Volumes of sold industrial products, USD | Research and comprehensive market analysis in order to identify and form the demand for industrial products in the national and foreign markets. Creating conditions for increasing the competitiveness and sales of industrial products |
| 26 | N_{26} Share of sold innovative products in the total volume of sold industrial products, % | |
| 27 | N_{27} Volume of gross value added of industry of Ukraine, % | |
| 28 | N_{28} Share of enterprises engaged in innovation in the total number of industrial enterprises, % | |
| 29 | N_{29} The share of enterprises that implemented innovations in the total number of industrial enterprises, % | |
| 30 | N_{30} Industrial production index, % | |

Continuation of Table 1

| 1 | | 2 | 3 |
|-----------|------------------------|--|---|
| <i>M7</i> | | Innovation component | |
| 31 | <i>N</i> ₃₁ | Global Competitiveness Index, EO | Increased interest in the introduction of innovations in production. Search for new areas and means of using the potential of industry to develop and promote new products and technologies on this basis |
| 32 | <i>N</i> ₃₂ | Level of financing of innovation activity, % of GDP | |
| 33 | <i>N</i> ₃₃ | Innovative potential, EO | |
| 34 | <i>N</i> ₃₄ | Implemented production of innovative products, units | |
| 35 | <i>N</i> ₃₅ | Effectiveness of innovations, EO | |
| <i>M8</i> | | Technological component | |
| 36 | <i>N</i> ₃₆ | The share of high-tech products in the total volume of sold industrial products, % | Stimulation of industry to technological renewal of fixed assets, technology transfer, cluster development, international cooperation, growth of innovative enterprises |
| 37 | <i>N</i> ₃₇ | New technological processes introduced, units | |
| 38 | <i>N</i> ₃₈ | Level of production technology, share of GDP in output, % | |
| 39 | <i>N</i> ₃₉ | Development of technology and knowledge economy, EO | |
| 40 | <i>N</i> ₄₀ | The state of development of clusters, EO | |

The generalized system of indicators of industrial-technological development of the national economy is the basis for analysis of variance of key factors of ensuring economic security.

5. Results of studying the industrial-technological development and level of economic security

5. 1. Analysis of variance of the indicators of industrial-technological development and the level of economic security

The dependence of the competitiveness of the state on the development of industry and its ability to modernize and innovate to a greater extent form the policy of industrial-technological development and directions of the policy of ensuring the economic security of the state.

At the same time, there is a need to ensure timely monitoring of relevant trends, which is mostly carried out by state institutions. It is customary to use various procedures that take into consideration both the peculiarities of the national economy and global trends. In particular, in Ukraine, the assessment of the economic security of the state is carried out on the basis of nine components, and industrial and technical development is studied through a set of domestic and globalization characteristics. At the same time, the existing methodology for evaluating the effectiveness of the state policy on industrial-technological development in Ukraine is not enough to identify external and internal threats to economic security.

The correlation-regression analysis of factor traits to detect the density of connection was carried out using the program *R*. Table 2 gives the estimated correlation and determination coefficients in the context of the components of the industrial-technological development of Ukraine.

Table 2

Coefficients of connection density and results from the analysis of variance of indicators of industrial-technological development and the level of economic security of the state

| Components of industrial and technological development | Indicator | Correlation coefficient (<i>r</i>) | Determination coefficient (<i>R</i> ²) |
|--|------------------------|--------------------------------------|---|
| 1 | 2 | 3 | 4 |
| Investment component, M1 | <i>N</i> ₁ | 0.0447 | -0.1999 |
| | <i>N</i> ₂ | 0.0419 | -0.1497 |
| | <i>N</i> ₃ | 0.6931 | 0.6317 |
| | <i>N</i> ₄ | 0.1110 | -0.0668 |
| | <i>N</i> ₅ | 0.0201 | -0.1758 |
| International component, M2 | <i>N</i> ₆ | 0.7996 | 0.7595 |
| | <i>N</i> ₇ | 0.1776 | 0.0131 |
| | <i>N</i> ₈ | 0.8203 | 0.7844 |
| Environmental component, M3 | <i>N</i> ₉ | 0.1108 | -0.0670 |
| | <i>N</i> ₁₀ | 0.0584 | -0.1298 |
| | <i>N</i> ₁₁ | 0.0052 | -0.1938 |
| Educational component, M4 | <i>N</i> ₁₂ | 0.3759 | 0.2511 |
| | <i>N</i> ₁₃ | 0.0821 | -0.1015 |
| | <i>N</i> ₁₄ | 0.1620 | -0.0056 |
| | <i>N</i> ₁₅ | 0.4343 | 0.3211 |
| | <i>N</i> ₁₆ | 0.0132 | -0.1842 |
| | <i>N</i> ₁₇ | 0.2703 | 0.1244 |
| | <i>N</i> ₁₈ | 0.2744 | 0.1293 |

| 1 | 2 | 3 | 4 |
|-----------------------------|----------|--------|---------|
| Scientific component, M5 | N_{19} | 0.0607 | -0.1272 |
| | N_{20} | 0.0095 | -0.1886 |
| | N_{21} | 0.0722 | -0.1134 |
| | N_{22} | 0.3166 | 0.1799 |
| | N_{23} | 0.0247 | -0.1704 |
| | N_{24} | 0.0511 | -0.1387 |
| Industrial component, M6 | N_{25} | 0.1685 | 0.0022 |
| | N_{26} | 0.0103 | -0.1877 |
| | N_{27} | 0.3472 | 0.2166 |
| | N_{28} | 0.0107 | -0.1871 |
| | N_{29} | 0.0181 | -0.1782 |
| | N_{30} | 0.7047 | 0.6457 |
| Innovation component, M7 | N_{31} | 0.3206 | 0.1847 |
| | N_{32} | 0.1325 | -0.0411 |
| | N_{33} | 0.1474 | -0.0232 |
| | N_{34} | 0.1474 | -0.0232 |
| | N_{35} | 0.0248 | -0.1703 |
| | N_{36} | 0.0103 | -0.1877 |
| Technological component, M8 | N_{37} | 0.1847 | 0.0217 |
| | N_{38} | 0.0080 | -0.1904 |
| | N_{39} | 0.3710 | 0.2452 |
| | N_{40} | 0.4135 | 0.2962 |

In the process of calculating the linear correlation coefficient of indicators of industrial-technological development and the level of ensuring economic security, the obtained values made it possible to distinguish four groups of indicators depending on the density of connection.

The following indicators demonstrate a high correlation:

- investment level (N_3);
- openness of the economy (N_6);
- export of high-tech products in total export (N_8);
- industrial products index (N_{30}).

At the same time, the average correlation was found among the following indicators:

- the share of renewable energy consumption (N_{12});
- the level of education expenditures (N_{15});
- the share of specialists performing scientific and technical work (N_{22});
- the volume of gross added value of industry (N_{27});
- Global Competitiveness Index (N_{31});
- the index of technology development and knowledge economy (N_{39});
- cluster development index (N_{40}).

We highlight the indicators for which there is a low correlation, namely:

- index of economic freedom (N_4);
- the size of Ukraine's economy (N_7);
- the share of the leading partner country in the total export of goods (N_9);
- human development index (N_{14});
- patent performance (N_{24});
- the level of financing of innovation activity (N_{32});
- innovative potential (N_{33});
- the number of implemented innovative types of products (N_{34});
- introduction of new technological processes (N_{37}).

It was possible to establish a list of indicators that do not have a correlation, in particular:

- an increase in the foreign direct investment to GDP (N_2);
- the integrated index of investment favorability of business environment (N_5);
- capital investments on environmental protection in GDP (N_{10});
- emissions of pollutants and carbon dioxide into the atmosphere by stationary sources (N_{11});
- the share of publications with international cooperation in the field of ecology and environment (N_{13});
- education level index (N_{16});
- literacy level of the country's population (expected duration of training) (N_{17}).

5. 2. Graphic-analytical and regression analyses of the relationship of indicators of the industrial-technological development with economic security

Given the significant number of variables, to represent the results of the calculation of the pair correlation of variables, a special method for displaying correlations was chosen – a map of correlations using the *corrplot* function in the *R* programming language. Therefore, it is appropriate to determine the close relationship between indicators of industrial and technological development and economic security. Our results of the integrated evaluation would reflect the relationship between the eight components of the industrial-technological development – investment, international, environmental, educational, scientific, industrial, innovation, and technological.

Thus, to construct a correlation map, the component of economic security (Y) is dependent while 11 indicators of industrial-technological development would serve an independent one. The values (high and medium) for the correlation

coefficient over 2013–2019 form an information base and are shown in Fig. 1.

$$Y = \begin{pmatrix} 1.039 \\ 0.954 \\ 0.933 \\ 1.018 \\ 1.018 \\ 1.039 \\ 1.039 \end{pmatrix}$$

Thus, it is believed that the decrease in the level of industrial-technological development (in terms of components) affects the decrease in the level of economic security in general.

In the continuation of this seminal study, linear regression models for indicators with high and medium traits were constructed on the basis of estimated coefficients:

$$\text{– high correlation} \begin{cases} Y = 27.7600 + 1.2800 \cdot N_3, \\ Y = 58.2605 - 0.7021 \cdot N_6, \\ Y = 63.8348 - 2.3437 \cdot N_8, \\ Y = 21.0350 + 0.2713 \cdot N_{30}; \end{cases}$$

$$\text{– medium correlation} \begin{cases} Y = 42.4814 + 1.3319 \cdot N_{12}, \\ Y = 67.9290 - 3.3330 \cdot N_{15}, \\ Y = 53.5240 - 9.4820 \cdot N_{22}, \\ Y = 36.4496 + 0.5093 \cdot N_{27}, \\ Y = 46.3175 + 0.04220 \cdot N_{31}, \\ Y = 67.5966 - 0.5772 \cdot N_{39}, \\ Y = 26.4725 + 0.6171 \cdot N_{40}. \end{cases}$$

Our results determine different levels of interrelationship of indicators of industrial-technological development with economic security. Accordingly, it is possible to reasonably approach the design of technological trends in the context of ensuring industrial development, which makes it possible to achieve an appropriate level of economic security. This is important because as risks and threats increase, it is necessary to have an information and analytical base for proper management of economic security, and, with constant technological changes, it is appropriate to form a model of industrial development design.

5.3. Forecasting the level of industrial-technological development in the context of the indicator system

It is important to carry out forecasting, which will make it possible to form more qualitative measures of state policy on industrial-technological development of the national economy and avoid risks that could lead to a decrease in the level of economic security of Ukraine.

Forecasting the level of development of industrial-technological development in the context of marketing indicators with high and medium correlation to the level of ensuring economic security was carried out with the help of Holt function and the programming language R. The forecast of development level was made for a period of three years at $\alpha=0.8$, $\beta^*=0.2$, and $\phi=0.9$. The results of the forecast are given in Tables 3–5 and Fig. 2, 3.

The comparison of Holt models in the export of high-tech products (6.757518) and the openness of the economy (16.61497) indicates a slight increase, although by 2022 the level of investment (13.41187) and the industrial development index (97.37857) will continue to decline.

One should note the preliminary results of forecasting, namely the high dynamics of the openness of the economy, the export of high-tech products, and the index of industrial products. Thus, the openness of the economy increased significantly in 2015 but the lack of resource support did not make

it possible to maintain this trend in subsequent years. Evidence of resource constraints in the economy is a rapid decline in exports of high-tech products, although since 2013 the indicator grew rapidly. However, we should expect positive dynamics of indicators in the following years, which is confirmed by the modeling results. Conversely, despite positive changes in the level of investment and the index of industrial products, there will be a deterioration in indicators. As for the index of industrial products, we should expect such changes, because the indicator in recent years is characterized by constant fluctuations. It is more negative to assess the decrease in the level of investment because the indicator since 2015 is characterized by positive dynamics.

In summary, such results indicate the need to develop an effective investment mechanism based on a combination of public and private investment instruments. It is also important to form an effective system of interaction between international and domestic partners participating in investment activities. Of practical importance is the introduction of mechanisms for transforming the interaction of various sectors in the economy, which could become platforms for the implementation of strategic goals of technological development in the industry.

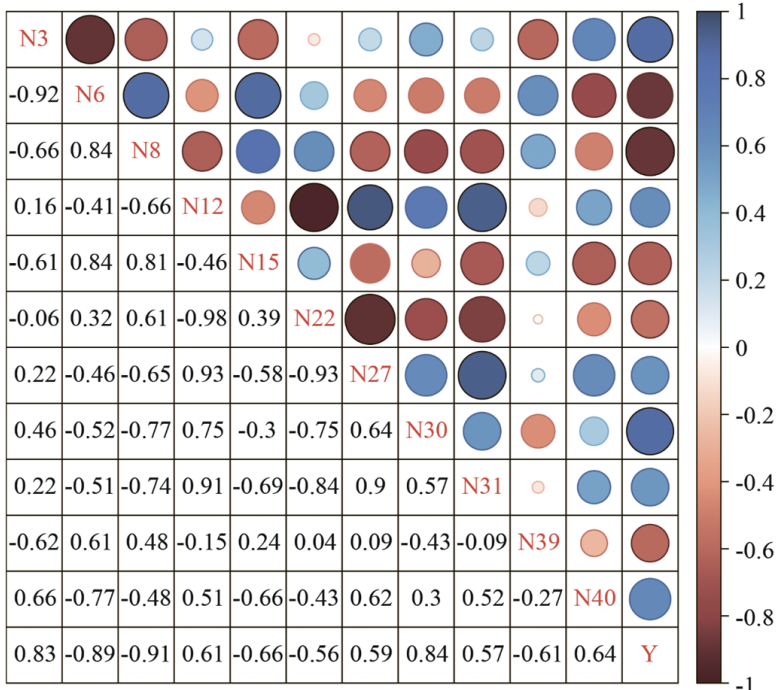


Fig. 1. Correlation map of the relationship of indicators of industrial-technological development with the economic security of the state

Table 3

Results of forecasting the industrial-technological development in terms of indicators with high correlation for the period to 2022

| Year | Investment level, N_3 | | Openness of the economy, N_6 | | Export of high-tech products, N_8 | | Industrial production index, N_{30} | |
|-----------|-------------------------|----------------|--------------------------------|--------------------|-------------------------------------|--------------------|---------------------------------------|--------------------|
| | Holt method | Damping method | Holt method | Holt damped method | Holt method | Holt damped method | Holt method | Holt damped method |
| 2020 | 13.35302 | 14.73314 | 16.96409 | 14.75094 | 6.843206 | 6.560799 | 97.06542 | 98.95488 |
| 2021 | 11.48143 | 14.03773 | 19.81248 | 15.73201 | 7.181723 | 6.664335 | 94.64546 | 98.12524 |
| 2022 | 9.60984 | 13.41187 | 22.66087 | 16.61497 | 7.520240 | 6.757518 | 92.22550 | 97.37857 |
| α | 0.8 | | 0.8 | | 0.8 | | 0.8 | |
| β^* | 0.2 | | 0.2 | | 0.2 | | 0.2 | |
| ϕ | - | 0.9 | - | 0.9 | - | 0.9 | - | 0.9 |

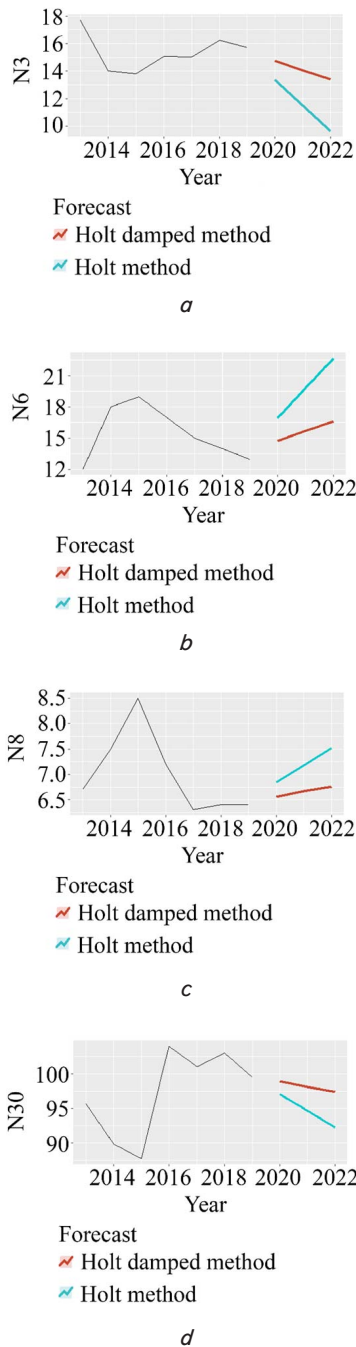


Fig. 2. Forecasting the industrial-technological development in terms of indicators with high correlation to the level of economic security for the period to 2022: *a* – investment level; *b* – openness of the economy; *c* – export of high-tech products; *d* – index of industrial products

Understanding the complexity of the development and implementation of innovative policies requires the development of programs for the creation of technical schools and paid international corporations to train unskilled workers in the field of information technology. It is important to develop and implement strategies for involving multinational organizations in labor training in Ukraine.

Thus, in three years, the projected value would equal 5.143742 for the share of renewable energy consumption, 26.03699 for the gross added value of industry, 66.47696 for the global competitiveness index, 38.83011 for the development of technologies and knowledge economy. The level of education expenditures (5.786700) would remain almost unchanged.

For the most part, among all indicators, previous changes showed their continuation in the future. However, the level of spending on education to GDP, the development of technologies and knowledge economy, as well as the development of clusters, showed other results. Such changes are mainly due to the lack of stable dynamics. While the level of spending on education to GDP from 2013 to 2016 increased, then, in subsequent years, there was a rapid decline in the indicator. Accordingly, the forecast results showed the next wave-like growth. Similar changes are demonstrated by other specified indicators.

Due to the use of tools of multidimensional statistical analysis, coordination of indicators of industrial-technological development and economic security, the impact of a significant number of environmental, technological, and educational-scientific indicators has been differentiated. The densest level of connection was identified for such indicators as investment level, the openness of the economy, export of high-tech products, industrial product index. At the same time, the medium level of correlation was established relative to the following indicators: the share of renewable energy consumption, the volume of gross added value of industry, the global competitiveness index, the state of cluster development. And lastly, the low level of correlation was revealed regarding the financing of innovation activity, innovation potential, the number of innovative productions implemented, and the introduction of new technological processes. The results of forecasting the consequences of the influence of indicators of industrial-technological development on the economic security of Ukraine in the future would make it possible to determine a set of factors (in groups: political, economic, social, technological) for the growth of competitiveness of the state.

Table 4

Results of forecasting the industrial-technological development in terms of indicators with a medium correlation for the period to 2022

| Year | The share of renewable energy consumption, N_{12} | | The level of expenditures on education to GDP, N_{15} | | The share of specialists performing scientific and technical work, N_{22} | |
|-----------|---|--------------------|---|--------------------|---|--------------------|
| | Holt method | Holt damped method | Holt method | Holt damped method | Holt method | Holt damped method |
| 2020 | 4.977530 | 4.958258 | 5.859682 | 5.748350 | 0.4331471 | 0.4585804 |
| 2021 | 5.104337 | 5.055881 | 5.969658 | 5.768534 | 0.3843352 | 0.4332503 |
| 2022 | 5.231144 | 5.143742 | 6.079633 | 5.786700 | 0.3355233 | 0.4104533 |
| α | 0.8 | | 0.8 | | 0.8 | |
| β^* | 0.2 | | 0.2 | | 0.2 | |
| ϕ | – | 0.9 | – | 0.9 | – | 0.9 |

Table 5

Results of forecasting the industrial-technological development in terms of indicators with high correlation for the period to 2022

| Year | The volume of gross added value of industry, N_{27} | | Global Competitiveness Index, N_{31} | | Development of technologies and knowledge economy, N_{39} | | The state of development of clusters, N_{40} | |
|-----------|---|--------------------|--|--------------------|---|--------------------|--|--------------------|
| | Holt method | Holt damped method | Holt method | Holt damped method | Holt method | Holt damped method | Holt method | Holt damped method |
| 2020 | 25.55449 | 25.25157 | 61.99044 | 60.74872 | 38.82794 | 36.61742 | 34.44287 | 35.95113 |
| 2021 | 26.26389 | 25.66495 | 66.41395 | 63.76358 | 41.88438 | 37.78199 | 32.64941 | 35.41219 |
| 2022 | 26.97329 | 26.03699 | 70.83746 | 66.47696 | 44.94083 | 38.83011 | 30.85594 | 34.92714 |
| α | 0.8 | | 0.8 | | 0.8 | | 0.8 | |
| β^* | 0.2 | | 0.2 | | 0.2 | | 0.2 | |
| ϕ | – | 0.9 | – | 0.9 | – | 0.9 | – | 0.9 |

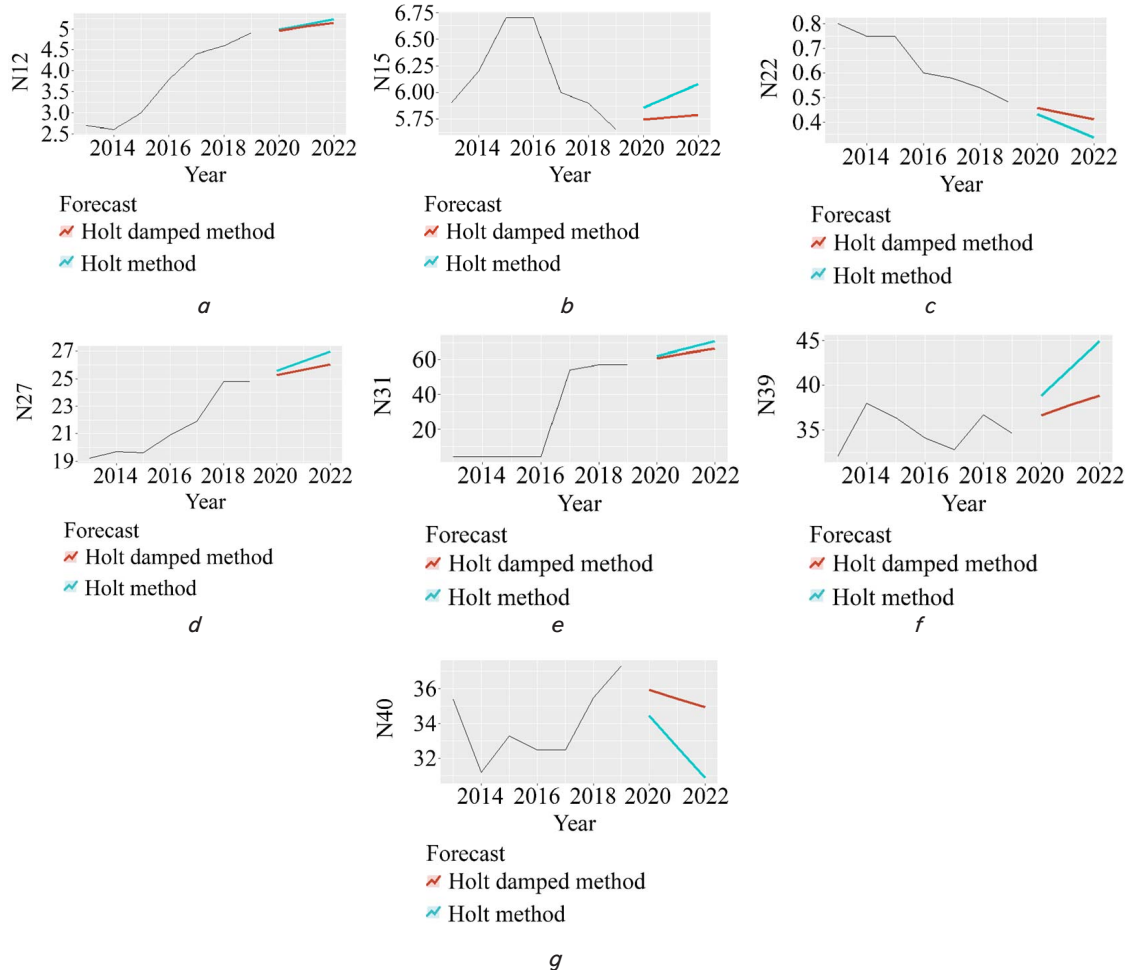


Fig. 3. Predictive models of industrial-technological development in terms of indicators with a medium correlation to the level of economic security for the period to 2022: *a* – share of renewable energy consumption; *b* – the level of education expenditures to GDP; *c* – the share of specialists performing scientific and technical work; *d* – the volume of gross added value of industry; *e* – global competitiveness index; *f* – development of technologies and knowledge economy; *g* – the state of cluster development

5. 4. Extending the system of indicators of economic security assessment taking into consideration aspects of the industrial-technological development

Neglecting to solve the problems of previous years and the lack of effective reforms in the industrial-technological development of the national economy forms a number of threats and risks of ensuring the level of economic security. Our correlation analysis makes it possible to affirm the need to extend the indicator system and include in the system of assessment of the level of economic security, according to the relevant components, such indicators as:

- level of investment (investment and innovation security);
- export of high-tech products in total exports (investment and innovation security);
- the share of renewable energy consumption (energy security);
- the level of education expenditures (social security);
- global competitiveness index (macroeconomic security);
- the development of technologies and knowledge economy (investment and innovation security), the state of cluster development (investment and innovation security) (Table 6).

Table 6

Improved system of indicators of assessment of the level of economic security indicators of industrial-technological development of high and medium level of correlation

| Indicators of industrial-technological development | Components of economic security |
|--|------------------------------------|
| High correlation indicators | |
| Level of investment | Investment and innovation security |
| Export of high-tech products in total exports | Foreign economic security |
| Medium correlation indicators | |
| The share of renewable energy consumption | Energy security |
| The level of expenditure on education | Social security |
| Global Competitiveness Index | Macroeconomic security |
| Development of technologies and knowledge economy | Investment and innovation security |
| The state of development of clusters | |

Adding the component of investment and innovation security with marketing indicators will make it possible to evaluate:

- the levels of technology development, knowledge economy and clusters;
- economic freedom, patent productivity, and innovative potential;
- the levels of investment and financing of innovation activities;
- the introduction of new technological processes that will provide conditions for effective state regulation of innovative processes and creation of new economic systems, factors, prerequisites, and conditions for innovative development of the national economy.

Taking into consideration in the foreign economic security the measurement of the volume of exports of high-tech products in general exports and the size of the Ukrainian economy will counteract negative factors of reducing economic security in global markets and ensure sustainable economic development.

Regarding the development of the energy sector, it should be noted that the rapid growth of the share of renewable energy stimulates changes in the calculations of global energy security and generates new incentives for technological development. At the same time, the prerequisite for ensuring a high level of economic security is the level of competitiveness, which led to the inclusion of the global competitiveness index in macroeconomic security indicators. Determining the human development index and the level of education expenditures will make it possible to use the potential of human capital as a factor in strengthening the social security system. Accordingly, this actualizes the problem of developing recommendations for the formation and implementation of state influence measures to increase the level of human capital development. The identified indicators will complement the system of monitoring the level of economic security of the state, and timely monitoring of factors will make it possible to counteract threats and risks of its reduction.

6. Discussion of results of studying the relationship of indicators of industrial-technological development and the level of economic security

Assessment of industrial-technological development and economic security of the state confirms their mutual correlation and dependence in ensuring the required level of each of them. Accordingly, the need to study the impact of industrial-technological development on economic security led to the expediency of combining 40 most representative indicators into seven groups (Table 1). In particular, for each component, we note the following:

- the investment component reflects the level and effectiveness of investment in the country’s economy;
- the international component summarizes indicators that reflect the level of international economic activity and its effectiveness;
- the ecological component reflects the direction of industrial enterprises to maintain an adequate environmental level;
- the educational component combines a reflection of the level of education of the nation and the quality of education in the country;
- the scientific component reflects the level of science intensity of industry products through quantitative and cost indicators;
- the industrial component reflects the demand and innovation of domestic industrial products;
- the innovation component summarizes the level of innovation in the country’s industry and the demand for such products on the world market;
- the technological component reflects the technological level of industrial production of the country and its products.

The peculiarity of our results is the use of the procedure of multidimensional statistical analysis (Table 2). In the context of studying methodological approaches, it was possible to identify a series of differences that confirmed the practical significance of the chosen method of multidimensional statistical analysis. In particular, the difference from the structural and functional methodology is that the modeling and forecasting of the impact of industrial-technological development processes on ensuring economic security was preceded by ranking of factors of its change in terms of density and direction of influence. The advantage over structural

analysis is the grouping of factors and defining development criteria, identification of both positive aspects and critical shortcomings of industrial development of the national economy. It is thanks to the use of tools of multidimensional statistical analysis, absent in the method of system design, that the coordination of indicators of industrial-technological development and economic security, the influence of indicators – factors of industrial-technological development on the state of economic security of the state is differentiated.

To determine the relationship of indicators of industrial-technological development with economic security, the techniques of graphic-analytical and regression analyses were used. The construction of the correlation map of indicators (Fig. 1) successfully established their interdependence, which made it possible to reasonably approach the forecasting stage.

It is worth noting the different levels of correlation of indicators (high, medium, low), in the context of which it is possible to successfully determine the system of solutions in each direction of technological development in the system of ensuring economic security. In particular, it is possible to more thoroughly determine the timing and scale of the implementation of management decisions in the context of their interdependence.

The increase in the subjectivity of the choice of means of ensuring industrial-technological development and economic security is possible subject to difficulties in the reliability of information sources. Thus, often the collision of economic development consists in the relentless development of false economy (shadow economy). Due to the state of total coverage of all spheres of public relations, the economy is falling apart from the middle, which has a significant negative impact on the economic security of the state.

Ensuring the effectiveness of the state policy of management of industrial-technological development and economic security is appropriate to associate precisely with the level of interrelation of indicators. In particular, in the context of their regression distribution, it is possible to qualitatively determine the need for individual decisions, predictive results of implementation, and the choice of controls.

The obtained predictive values of the level of industrial-technological development in the context of the system of indicators (Tables 3–5, Fig. 2, 3) became a logical continuation of its analysis of variance (Table 2). The revealed advantages of Holt technique (1) made it possible to establish that one of the key method-applied places in the context of the study of management of industrial-technological development in the system of economic security of the state is given to empirical analysis and definition of indicators.

Predictive modeling has significant limitations on the formation of a sufficient information base for a broad consideration of the influence of factors and objective evaluation. The disadvantage of the methodology is the use of criteria, the boundaries of which have different scientific justifications and, accordingly, the obtained conclusions acquire a rather subjective content. This can be seen from the dynamics in the openness of the economy, export of high-tech products, and industrial products index (Fig. 2), as well as the level of expenditures on education to GDP, the development of clusters, technologies, and the knowledge economy (Fig. 3).

As the scientific views were studied, the lack of a unified approach to the choice of indicators of analysis of industrial-technological development and the level of economic security was revealed. Accordingly, it was possible to develop

a new analytical approach, which involves expanding the set of evaluation criteria; this makes it possible to strengthen the validity of scientific assumptions, to develop a wider set of means and tools to ensure industrial-technological development and economic security of the state (Table 6). At the same time, there may be difficulties in justifying the limits of the proposed assessment indicators, their correlation relations, and the need to take into consideration the directions for reducing the impact of risks and threats on the level of economic security of the state in general.

7. Conclusions

1. A methodical toolset of the analysis of variance was used to form a set of indicators of industrial-technological development and the level of economic security of the state. As a result of our analytical calculations, the correlation levels between the relevant indicators have been determined, in particular:

- the densest – the level of investment, openness of the economy, export of high-tech products, industrial product index;

- medium – the share of renewable energy consumption, level of education expenditures, share of specialists performing scientific and technical work, the volumes of gross added value of industry, global competitiveness index, the development of technologies and knowledge economy, the state of development of clusters;

- low – the index of economic freedom, GDP, share of the partner country in the total export volume, human development index, patent productivity, financing of innovation activities, innovation potential, the development of production of innovative products, the introduction of technological processes.

The correlation of indicators forms a set of strategic assumptions about the likelihood of successful industrial-technological development and strengthening economic security. In compliance with the relevant recommendations, the quality of design of technological weapons of industrial operations and the use of progressive resource opportunities for maintaining a sufficient level of economic security are enhanced.

2. The graphic-analytical and regression analyses of the relationship of indicators of industrial-technological development and economic security have made it possible to determine its dependence on the development of knowledge economy, the quantity and quality of research and development, the level of human capital of the state. Thus, a correlation map was built, the use of which simplifies the procedures for choosing priority areas for ensuring industrial-technological development in the context of which it is possible to improve the quality of economic security management. According to this scheme, it is possible to more effectively develop a system of management decisions, in which all contradictions can be adjusted as the selection of indicators changes.

3. Due to the forecasting of the impact of indicators of marketing support to industrial-technological development on the economic security of Ukraine, a set of factors has been determined (in groups: political, economic, social, technological), the impact on which makes it possible to achieve the following positive changes in the greatest extent:

- to increase investment volumes and strengthen the openness of the economy;

- to increase the volume and share of high-tech exports;
- to ensure the growth of production and sales of competitive products of industry.

The obtained forecast estimates can be widely used in the development and implementation of the state policy of industrial-technological development, which ensures the economic security of the state. In addition, such results should be considered as strategic benchmarks in the design of macroeconomic changes in the system of achieving a sufficient degree of industrial-technological development and economic security.

4. In the context of expanding the system of indicators for assessing the economic security of the state, it is taken into consideration that the introduction of new technologies affects the growth of economic security of the state with an equal level of industrial development in different ways. Therefore, states with lower levels of development need more investment to strengthen their own economic security by increasing the technological level of industry. The set of indicators in subsequent periods may also change, because the development of technologies is a highly dynamic process and threats and risks of economic security are constantly increasing.

References

1. Morgenthau, H. (1955). *Politics Among Nations. The Struggle for Power and Peace*. New York: Alfred A. Knopf.
2. Archibugi, D., Coco, A. (2005). Measuring technological capabilities at the country level: A survey and a menu for choice. *Research Policy*, 34 (2), 175–194. doi: <http://doi.org/10.1016/j.respol.2004.12.002>
3. Castellacci, F., Archibugi, D. (2008). The technology clubs: The distribution of knowledge across nations. *Research Policy*, 37 (10), 1659–1673. doi: <http://doi.org/10.1016/j.respol.2008.08.006>
4. Melnyk, L., Kubatko, O., Matsenko, O., Balatskyi, Y., Serdyukov, K. (2021). Transformation of the human capital reproduction in line with Industries 4.0 and 5.0. *Problems and Perspectives in Management*, 19 (2), 480–494. doi: [http://doi.org/10.21511/ppm.19\(2\).2021.38](http://doi.org/10.21511/ppm.19(2).2021.38)
5. Sineviciene, L., Hens, L., Kubatko, O., Melnyk, L., Dehtyarova, I., Fedyna, S. (2021). Socio-economic and cultural effects of disruptive industrial technologies for sustainable development. *International Journal of Global Energy Issues*, 43 (2/3), 284–305. doi: <http://doi.org/10.1504/ijgei.2021.115150>
6. Soni, G., Mangla, S. K., Singh, P., Dey, B. L., Dora, M. (2021). Technological interventions in social business: Mapping current research and establishing future research agenda. *Technological Forecasting and Social Change*, 169, 120818. doi: <http://doi.org/10.1016/j.techfore.2021.120818>
7. Ivarez, I., Di Caprio, D., Santos-Arteaga, F. J. (2015). Technological assimilation and divergence in times of crisis. *Technological and Economic Development of Economy*, 22 (2), 254–273. doi: <http://doi.org/10.3846/20294913.2015.1033663>
8. Blakytka, G., Guliaieva, N., Vavdijchuk, I., Matusova, O., Kasianova, A. (2018). Evaluation of investment environment security in Ukraine. *Investment Management and Financial Innovations*, 15 (4), 320–331. doi: [http://doi.org/10.21511/imfi.15\(4\).2018.26](http://doi.org/10.21511/imfi.15(4).2018.26)
9. Mokiy, A., Ilyash, O., Pynda, Y., Pikh, M., Tyurin, V. (2020). Dynamic Characteristics of the Interconnections Urging the Construction Enterprises Development and Regions Economic Growth. *TEM Journal*, 9 (4), 1550–1561. doi: <http://doi.org/10.18421/tem94-30>
10. Lupak, R., Boiko, R., Kuniyska-Iliash, M., Vasylytsiv, T. (2021). State Management of Import Dependency and State's Economic Security Ensuring: New Approaches to Evaluating and Strategizing. *Accounting*, 7 (4), 855–864. doi: <http://doi.org/10.5267/j.ac.2021.1.023>
11. Gontareva, I., Babenko, V., Yevtushenko, V., Voloshko, N., Oliynyk, Y. (2020). Efficiency of Information Management and Analysis for Industrial Entrepreneurship. *Journal of Information Technology Management*, 12 (3), 4–13. doi: <http://doi.org/10.22059/JITM.2020.76288>
12. Ilyash, O., Vasylytsiv, T., Lupak, R., Get'manskiy, V. (2021). Models of efficiency of functioning in trading enterprises under conditions of economic growth. *Bulletin of Geography. Socio-Economic Series*, 51 (51), 7–24. doi: <http://doi.org/10.2478/bog-2021-0001>
13. Pro zatverdzhennia Metodichnykh rekomendatsii shchodo rozrakhunku rivnia ekonomichnoi bezpeky Ukrainy (2013). Nakaz Ministerstva ekonomichnoho rozvytku ta torhivli No. 1277. 29.10.2013. Available at: <https://zakon.rada.gov.ua/rada/show/v1277731-13#Text>
14. Trofymenko, O., Doroshkevych, D., Dzhadan, I. (2020). Using the principles of global goals of sustainable development to ensure the development of ukrainian industry. *Entrepreneurship and Innovation*, 11 (1), 118–125. doi: <http://doi.org/10.37320/2415-3583/11.40>
15. Havlovska, N., Illiashenko, O., Konoplina, O., Shevchuk, I., Hlynska, A., Prytys V. (2020). Strategic Adaptation as a Way of Managing Organizational Changes in the Context of Implementing a Safety Oriented Enterprise Management Approach. *Tem Journal*, 9 (3), 1053–1061. doi: <http://doi.org/10.18421/tem93-29>
16. Liao, H., Xu, Z., Herrera, F. (2020). Applications of contemporary decision-making methods to the development of economy and technology. *Technological and Economic Development of Economy*, 26 (3), 546–548. doi: <http://doi.org/10.3846/tede.2020.12476>
17. Pererva, P., Kobieliava, T., Kuchinskyi, V., Garmash, S., Danko, T. (2021). Ensuring the Sustainable Development of an Industrial Enterprise on the Principle of Compliance-Safety. *Studies of Applied Economics*, 39 (5). doi: <http://doi.org/10.25115/eea.v39i5.5111>
18. Cohen, J. (1988). *Statistical power analysis for the behavioral sciences*. New York: Routledge. 567.