

# Characteristics of goal attacks games team qualifications

Andrii Pertsukhov

Kharkiv State Academy of Physical Culture, Kharkiv, Ukraine

**Purpose:** of this paper is to determine quantitative and qualitative indices of the resultive attacking actions in the games of teams-participants of World Championship 2014.

**Material & Methods:** analysis of the scientific-methodical literature, registration of technique-tactic action, methods of mathematical statistics. Research of the competitive action was realized with the teams-participants of World Championship 2014.

**Results:** the article represents the indices characterized goal attacks in the games of World Championship 2014.

**Conclusions:** according to the research it was determined that in case during attack since the moment of possession of the ball the team makes 6–7 and more passes and expends more than 9 seconds the probability to score the goal comes to minimum.

**Keywords:** ball passes, tackling, interceptions, standard position, quick attack, positional attack.

## Introduction

The solution of the problem of increase in efficiency of the attacking actions in football first of all assumes studying of features of creation of attacking play by the leading teams of the world [3; 6; 7; 10]. Data, which characterize performance of the final phase of the attacking actions by the national teams by the teams, participating in the competitions of the World Cup, are of special interest.

Researches of many experts are devoted to the analysis of the attacking actions of teams of different qualification [3; 5; 7; 8; 9; 13].

So, it is appeared, as those teams which won, and those which lost, almost identical time owned a ball by the comparison of average time during which teams-participants of the World Cup of 1998 owned a ball [3] to results of matches. Therefore, authors see [3] no reason to say that time of ball owning can reflect how the team will finish a match – will win, will draw or will lose.

Besides, according to experts [3], the increase in duration of time of ball owning in a game is not that necessary condition which leads to large number of the scored goals.

Authors have already considered duration of the goal attacks, beginning with game and with standard provisions [2] and probability of goal, when performing eleven-meter, penalty, free and corner kicks, face-offs of a ball from the sideline in earlier conducted researches [1; 4; 11].

The efficiency of the attacks which began after tackle and interception of a ball at the rival was considered in other work [11]. It is established that the probability of a goal and appointment of penalty as a result of carrying out the attacks, which began in attack zone, is about 3 times higher in com-

parison with those cases when the attacks began in the center zone and the zone of defense.

The probability of a goal and appointment of penalty after the attacks, beginning with input of ball in game from penalty and free kicks by performance of pass from the center zone or from the zone of defense of the team kicking ball in ball into play is insignificant and makes only 0,6–0,7%. If the attacks began in the attack zone, then the probability of a goal and appointment of penalty is already several times higher (about 3,5%).

The efficiency of the attacks, beginning with face-off of a ball from the sideline in general is exclusive small. It should be noted that the further from gate of the rival such attacks began, the probability of a goal and appointment of penalty as a result of their carrying out is less. The probability of a goal and appointment of penalty after the attacks beginning with face-off of a ball in the center zone, almost twice, and after the attacks beginning in the defense zone is nearly 3 times lower in comparison with those cases when the attacks began in the zone not further of 35 m from the goal line of the defending team.

The analysis of games of teams of high qualification showed that from each hundred attacks, beginning in the defense zone after tackle or interception of a ball at the rival by field players or the goalkeeper, one comes to the end with a goal or purpose of a penalty kick [11], and time of passing of the goal attacks, beginning “with game” at distance from 80 m and more from the goal line of the defending team varies from 10 to 25 s [2; 12].

**The purpose of the research:** to define quantitative and quality indicators of the productive attacking actions in games of teams-participants of the World Cup of 2014.

## Material and Methods of the research

*Research methods:* analysis of scientific and methodical literature, registration of technical-tactical actions, methods of mathematical statistics. Competitive activity of teams-participants of the World Cup of 2014 was investigated.

## Results of the research and their discussion

It is visible from the table 1 that teams-participants of the World Cup of 2014 began 67 attacks from 171 goal attacks in the center zone of the football field (39,2%), 63 attacks – in the attack zone (36,8%), 41 attacks – in the defense zone (24,0%).

**Table 1**  
The number of the goal attacks, beginning in different zones of the football field

Zones of the football field	Number	%
The defense zone	41	24,0
The center zone	67	39,2
The attack zone	63	36,8
Total	171	100,0

Data of the table 2 demonstrate that half of the goal attacks began teams in the central part of the field in games of the World Cup of 2014 (53,2%), it is slightly less on the left goalpost (27,5%).

**Table 2**  
The number of the goal attacks, beginning on different goalposts of the football field

Goalpost of the football field	Number	%
Right	33	19,3
Left	47	27,5
Central part of the field	91	53,2
Total	171	100,0

In football the attack can begin with face-offs of ball from the sideline after stop of a game or exit of a ball out of borders of the field as with mastering ball field players or the goalkeeper as a result of tackle and interception of a ball at the rival (with game), and with input of a ball in game from corner kicks, penalty and free kicks (with standard provisions).

The analysis of games of teams-participants of the WC-2014 showed (tab. 3) that most of all goal attacks began after the draw of standard provisions (45,0%).

**Table 3**  
The number of the goal attacks, beginning by the goalkeeper after single combat, tackle and interception of a ball and from standard provisions

TTA	Number	%
By the goalkeeper	8	4,7
After tackle of a ball	35	20,5
After interception of a ball	47	27,5
After single combat	4	2,3
After standard provisions	77	45,0
Total	171	100,0

27,5% of the goal attacks began after interception of a ball, after tackle of a ball – 20,5%, after single combat – 2,3%. In turn, goalkeepers began only 8 attacks from 171 goal attacks (4,7%).

Options of the goal attacks, which began with game and with standard provisions, are presented in the table 4.

**Table 4**  
The number of the goal attacks, beginning with standard provisions

Goal attack	Number	%
The direct stroke from penalty spot	12	7,0
The direct stroke from penalty kick	3	1,7
The draw of goal kick	2	1,2
The draw of penalty or free kick	20	11,7
Face-off of ball from the sideline	15	8,8
The draw of corner kick	25	14,6
From a play	94	55,0
Total	171	100,0

Results of the table demonstrate that the direct stroke from penalty spot scored 12 goals (7,0%), and direct stroke from penalty kick 3 goals (1,7%).

Thus, 2 goals (1,2%) – after the draw of goal kick, after the draw of penalty or free kick – 20 heads (11,7%), after face-off of ball from the sideline – 15 (8,8%), after the draw of corner kick – 25 were scored (14,6%).

The analysis of the productive attacks demonstrates (tab. 5) what 51,5% of goals from 171 goals were scored after the quick attacks and 48,5% – after the position attacks.

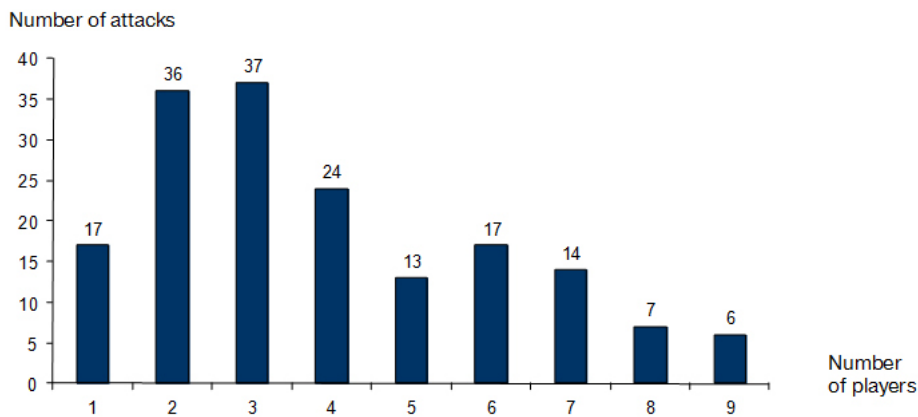
**Table 5**  
Quantity of quick and position goal attacks

Goal attack	Number	%
Quick attack (3–5 passes, 7–9 seconds)	88	51,5
Position attack (6 passes and more, 10–22 seconds)	83	48,5
Total	171	100,0

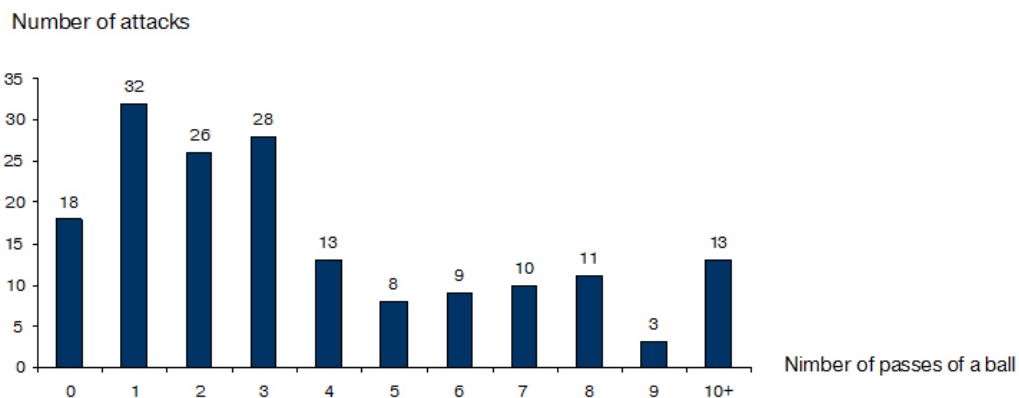
As a result of the carried-out analysis it was established that from 1 to 9 football players took part in the goal attacks of teams-participants of the WC-2014 (pic. 1). 3 more often (37 times) and 2 (36 times) football players participated in the productive attacks.

The analysis of competitive activity of teams in the games WC-2014 testifies (pic. 2) that more often in the goal attacks commands were executed 1 (32 attacks), 2 (26 attacks) and 3 (28 attacks) passes.

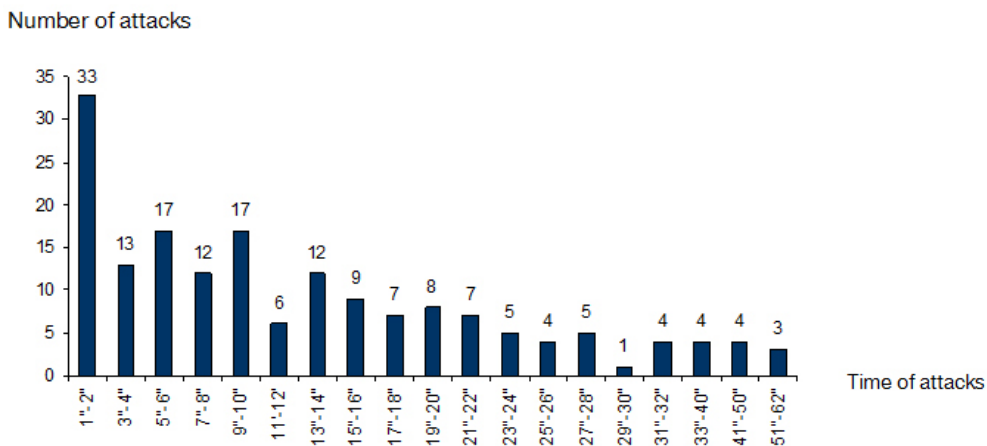
This situation is confirmed early by the conducted researches [3] in which it is noted that if the team does 6–7 and more passes at the development of the attack from the moment of mastering a ball, the probability to score a goal is minimized. Therefore at meetings of rivals, approximately equal on class, even very notable superiority of one of teams in time of ball owning does not guarantee it automatically that valid advantage which defines advantage in football match – advantage in number of the scored goals.



**Pic. 1. Ratio of the goal attacks with various number of players**



**Pic. 2. Ratio of the goal attacks with various number of passes**



**Pic. 3. Number of the goal attacks of various duration**

Duration of the goal attacks in the games WC-2014 varied from 1–2 to 62 seconds (pic. 3). As a result of the conducted research it was established that 33 goals were scored after the quick attacks, lasting 1–2 seconds. Together with it, it is visible from the figure 3 that with the probability of goal significantly decreases with the increase in time of carrying out the attacking actions.

Therefore, it is possible to say that the attacks with long draw of a ball in principle do not give advantage expressed in goals in games of teams of high qualification. And if the team re-

ally controls a ball, then it is rather possible to say not about its superiority, and that players are not able to carry out the productive attack at present. It can be connected with the fact that the rival managed to construct massive defense, or with the fact that the quick transition from defense to the attack is not fulfilled in the team.

## Conclusions

1. Teams-participants of the World Cup of 2014 began 67 attacks from 171 goal attacks in the center zone of the football

field, 63 attacks – in the attack zone, 41 attacks – in the defense zone.

2. The analysis of games of teams-participants of the WC-2014 showed that the goalkeeper organized 4,7% of the goal attacks, 20,5% of the goal attacks began after tackle of a ball, 27,5% – after interception of a ball, 2,3% – after single combat, 45,0% – after the draw of standard provisions.

3. The analysis of the productive attacks demonstrates what 51,5% of goals from 171 goals were scored after the quick attacks and 48,5% – after the position attacks.

4. Results of the conducted research allow to say that the concept of creation of game directed to the achievement of advantage over the rival in time of control of ball is not repaid.

5. It is favorable to team to begin the attacking actions after tackle or interception of a ball at the rival in the attack zone, to players to earn more than penalty and free kicks in the attack zone from the point of view of increase in probability to the score goal.

**Prospects of further researches.** Further researches will be devoted to studying of the attacking actions of teams in games of the European championship of 2016.

**Conflict of interests.** The author declares that there is no conflict of interests.

**Financing sources.** This article didn't get the financial support from the state, public or commercial organization.

## References

1. Golomazov, S., Rusanov, A. & Chirva, B. (2001), "Analysis of the implementation of penalty and free kicks in teams of high qualification games", *Teoriya i praktika futbola*, No 3, pp. 2-5. (in Russ.)
2. Golomazov, S. & Chirva, B. (1999), "Duration of scoring attacks", *Futbol. Analiz igr Kubka Mira 1998 g. : Metodicheskie razrabotki dlya slushateley VShT*, No 12, pp. 28-38. (in Russ.)
3. Golomazov, S. & Chirva, B. (1999), "About the time of possession (by the results of the World Cup games 1998)", *Teoriya i praktika futbola*, No 1, pp. 4-8. (in Russ.)
4. Golomazov, S. & Chirva, B. (2001), *Futbol. Metodika trenirovki «tehniki realizatsii standartnykh polozheniy»* [Football. Technique training "art implementations of the standard provisions"], SportAkademPress, Moscow, 116 p. (in Russ.)
5. Zhurid, S. M., Rebaz Sleman. (2016), "Technical and tactical preparedness team "Helios" m. Kharkiv 25 Ukraine Championship football first league (first round) in the 2015", *Slobozhans'kij naukovno-sportivnij visnik*, No 2(52), pp. 43-47. (in Ukr.)
6. Leksakov, A. V., Polishkis, M. M. & Polishkis, M. S. (2003), "Comparative analysis of the effectiveness of attack teams participating in the World Cup and the Championship of Russia 2002", *Teoriya i praktika futbola*, No 3(19), pp. 8-12. (in Russ.)
7. Mulyk, V. V., Shalenko, V. V., Abdula, A. B. & Pertsukhov, A. A. (2015), "The rhythm and tempo in the game commands qualifications", *Slobozhans'kij naukovno-sportivnij visnik*, No 3(47), pp. 80-83. (in Ukr.)
8. Pertsukhov, A. A. & Koval, S. S. (2016), "Analysis of quantitative and qualitative indicators of the ball gear into teams of high qualification games", *Slobozhanskiy naukovno-sportivnij visnik*, No 1(51), pp. 57-60. (in Russ.)
9. Pertsukhov, A. A. & Shalenko, V. V. (2016), "Features corner kick in Team Games qualifications", *Slobozhans'kij naukovno-sportivnij visnik*, No 2(52), pp. 86-90. (in Russ.)
10. Tyulenkov, S. & Tsuban, Yu. (2000), "Comparative analysis of technical and tactical actions of the teams participating in the World Cup of 1990 and 1998", *Teoriya i praktika futbola*, No 1, pp. 2-6. (in Russ.)
11. Chirva, B. (2001), "The probability of goals depending on the location and version of the attack", *Teoriya i praktika futbola*, No 4(12), pp. 2-5. (in Russ.)
12. Chirva, B. (2003), "The dependence of the efficiency of attack begins goalkeepers, from time to time since the acquisition of the ball until the ball in the send field", *Teoriya i praktika futbola*, No 3(19), pp. 5-7. (in Russ.)
13. Shalenko, V. V. & Pertsukhov, A. A. (2012), "Features strikes the right performance gaming commands qualifications", *Slobozhans'kij naukovno-sportivnij visnik*, No 1, pp. 76-80. (in Ukr.)

Received: 07.11.2016.

Published: 31.12.2016.

**Andrii Pertsukhov:** PhD (Physical Education and Sport); Kharkiv State Academy of Physical Culture: Klochkivska 99, Kharkiv, 61058, Ukraine.

**ORCID.ORG/0000-0003-1525-8488**

**E-mail: pertsukhov\_82@mail.ru**